

TANTALUM CAPACITOR- DIPPED

RESIN COATED, INFLAMMABLE AND MOISTURE RESISTANT EPOXY POWDER


FEATURES

TS19

Epoxy -- coated solid electrolyte tantalum capacitors are encapsulated with flame -- retardant yellow epoxy powder, marked with laser. It meets and exceeds the requirements of IEC Specification 384 -- 15 -- 3, IECQ Specification QC300201/US0003 and Technical Specification SJ/T10856--96, used in military (on request) and civil applications such as TV sets, camcorders, computers, program--controlled electronic telephone switching systems, telephones, instruments and meters.

SPECIFICATIONS

OPERATING TEMPERATURE	-55°C to +125°C; >85°C with rated voltage derating.
RATED VOLTAGE	See table 1
DC LEAKAGE AT 20°C	$10 \leq 0.01 C_R V_R$ or $0.5 \mu A$ (Whichever is greater).
DISSIPATION FACTOR AT 20°C	Please See Table 3
CAPACITANCE RANGE	$0.047 \mu F \sim 680 \mu F$
CAPACITANCE TOLERANCE	$\pm 20\%$; $\pm 10\%$; $\pm 5\%$; (for special order)
CASE SIZES AND DIMENSIONS	Please see Table 2
TEMPERATURE CHARACTERISTICS	See Table 3



TEMPERATURE CHARACTERISTICS

Table 3

Capacitance (uF)	Cap. Change (%)			DF Max. (%)				DCL Max. (uF)		
	-55°C	+85°C	+125°C	-55°C	+20°C	+85°C	+125°C	+20°C	+85°C	+125°C
<1.0	-10	+15	+25	6	4	6	6	$10 \leq 0.02 C_R U_R$ or $1 \mu F$ whichever is greater	+10lo	+12.5lo
1.5 - 68				8	6	8	8			
10 - 68				10	8	10	10			
100 - 680				12	10	12	12			

DIMENSIONS - MILLIMETERS

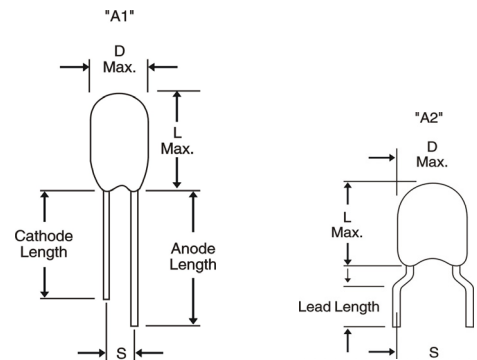
Table 2

Case Size	D (max)	L (max)	S (±1mm)	d (±0.5mm)
A	4.5	7.0	2.54	0.5
B	5.0	8.0	2.54	0.5
C	5.5	9.5	2.54	0.5
D	6.5	11.0	2.54	0.5
E	8.5	13.0	5.08	0.5
F	9.5	16.5	5.08	0.5

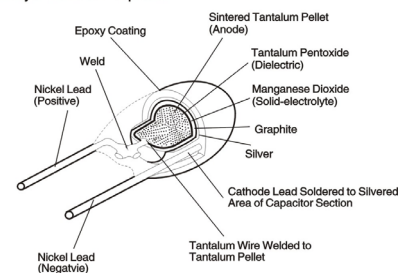
Rated Voltage, Nominal Capacitance and Case Sizes

Table 1

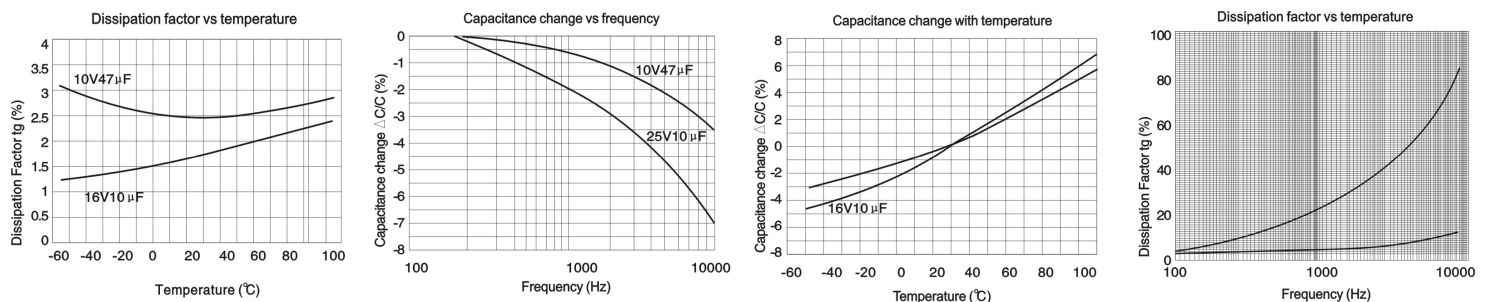
Rated Voltage (V)	3	4	6.3	10	16	20	25	35	50
Voltage Derating (V)	2	2.5	4	6.3	10	13	16	20	32
Surge Voltage (V) +85°C	4	5.2	8	13	20	26	33	46	65
Capacitance	Case size								
0.047								A	A
0.068								A	A
0.1								A	A
0.15								A	A
0.22								A	A
0.33								A	A
0.47								A	A
0.68								A	A
1.0					A	A	A	A	B
1.5					A	A	A	A	C
2.2				A	A	A	A	A	C
3.3			A	A	A	B	B	B	D
4.7	A	A	A	A	B	B	B	C	D
6.8	A	A	A	B	B	C	C	D	E
10	A	A	B	B	B	C	C	D	E
15	A	A	B	C	C	D	D	E	F
22	B	B	C	C	C	D	D	E	F
33	B	B	C	D	D	E	E	F	F
47	C	C	D	D	D	E	E	F	F
68	D	D	D	D	E	F	F	F	F
100	D	D	E	E	E	F	F	F	F
150	D	E	E	E	F	F	F	F	F
220	E	E	E	F	F	F	F	F	F
330	E	F	F	F	F	F	F	F	F
470	F	F	F	F	F	F	F	F	F
680	F	F	F	F	F	F	F	F	F



Sintered Cylindrical Epoxy-coated Solid Electrolyte Tantalum Capacitor



Typical Characteristic Curve



Note: Specification are subject to change without notice. For more detail and update, please visit our website.