



DC COMPONENTS CO., LTD.

RECTIFIER SPECIALISTS

BZX55C2V4
THRU
BZX55C47

TECHNICAL SPECIFICATIONS OF GLASS SILICON ZENER DIODES

FEATURES

- * Voltage Range: 2.4V to 47V
- * Double slug type construction

MECHANICAL DATA

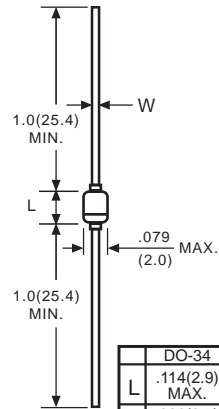
- * Case: Glass sealed case
- * Lead: Solder plated, solderable per MIL-STD-705, Method 2026 guaranteed
- * Polarity: Color band denotes cathode end
- * Mounting position: Any
- * Weight: 0.13 gram

MAXIMUM RATINGS AND ELECTRICAL CHARACTERISTICS

Ratings at 25°C ambient temperature unless otherwise specified.
Single phase, half wave, 60 Hz, resistive or inductive load.
For capacitive load, derate current by 20%.



DO-34/DO-35



Dimensions in inches and (millimeters)

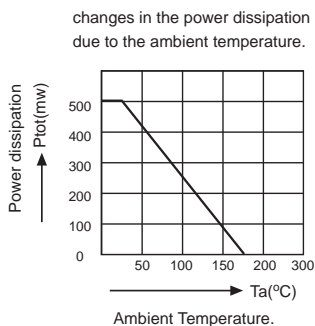
	SYMBOL	VALUE	UNITS
Zener Current see Table "Characteristics"			
Power Dissipation (Notes 1) at Tamb=25°C	P _{tot}	500	mW
Thermal Resistance - Junction to Ambient Air (Notes 2)	R _{thA}	0.3	K/mW
Maximum Forward Voltage at I _F =100mA	V _F	1.0	Volts
Operating and Storage Temperature	T _J , T _{stg}	-55 to +150	°C

- Notes: 1. Standard Zener Voltage Tolerance ± 5%
2. Suffix "M" stands for "DO-34" package. (e.g.: BZX55C2V4M, BZX55C39M)

RATING AND CHARACTERISTIC CURVES (BZX55C SERIES)

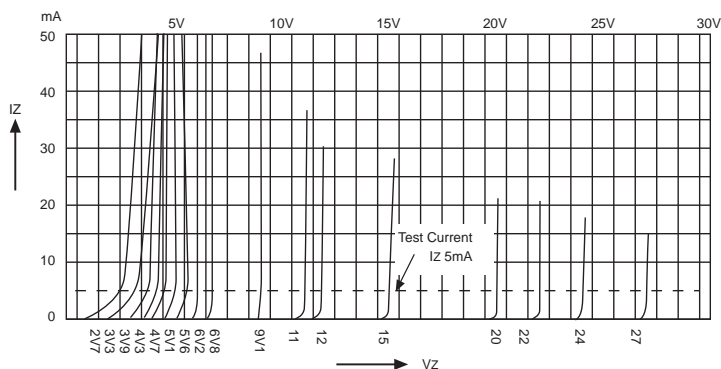
TYPE	Nominal Zener Voltage $V_Z @ I_{ZT}$		Zener Test Current I_{ZT}	Maximum Zener Impedance		I_{ZK}	Maximum Reverse Leakage Current	
	Min	Max		mA	Ohms		Ohms	$I_R @ V_R$
			$Z_{ZT} @ I_{ZT}$			$Z_{ZK} @ I_{ZK}$		μA
BZX55C2V4	2.28	2.56	5	85	600	1	50	1.0
BZX55C2V7	2.5	2.9	5	85	600	1	10	1.0
BZX55C3V0	2.8	3.2	5	85	600	1	4	1.0
BZX55C3V3	3.1	3.5	5	85	600	1	2	1.0
BZX55C3V6	3.4	3.8	5	85	600	1	2	1.0
BZX55C3V9	3.7	4.1	5	85	600	1	2	1.0
BZX55C4V3	4.0	4.6	5	75	600	1	1	1.0
BZX55C4V7	4.4	5.0	5	60	600	1	0.5	1.0
BZX55C5V1	4.8	5.4	5	35	550	1	0.1	1.0
BZX55C5V6	5.2	6.0	5	25	450	1	0.1	1.0
BZX55C6V2	5.8	6.6	5	10	200	1	0.1	2.0
BZX55C6V8	6.4	7.2	5	8	150	1	0.1	3.0
BZX55C7V5	7.0	7.9	5	7	50	1	0.1	5.0
BZX55C8V2	7.7	8.7	5	7	50	1	0.1	6.0
BZX55C9V1	8.5	9.6	5	10	50	1	0.1	7.0
BZX55C10	9.4	10.6	5	15	70	1	0.1	7.5
BZX55C11	10.4	11.6	5	20	70	1	0.1	8.5
BZX55C12	11.4	12.7	5	20	90	1	0.1	9.0
BZX55C13	12.4	14.1	5	26	110	1	0.1	10
BZX55C15	13.8	15.6	5	30	110	1	0.1	11
BZX55C16	15.3	17.1	5	40	170	1	0.1	12
BZX55C18	16.8	19.1	5	50	170	1	0.1	14
BZX55C20	18.8	21.2	5	55	220	1	0.1	15
BZX55C22	20.8	23.3	5	55	220	1	0.1	17
BZX55C24	22.8	25.6	5	80	220	1	0.1	18
BZX55C27	25.1	28.9	5	80	220	1	0.1	20
BZX55C30	28	32	5	80	220	1	0.1	22
BZX55C33	31	35	5	80	220	1	0.1	24
BZX55C36	34	38	5	80	220	1	0.1	27
BZX55C39	37	41	2.5	90	500	1	0.1	30
BZX55C43	40	46	2.5	90	600	1	0.1	33
BZX55C47	44	50	2.5	110	700	1	0.1	36

NOTE: Zener Voltage Tolerance $\pm 5\%$



Breakdown characteristics

BZX55-SERIES



DC COMPONENTS CO., LTD.