




## 1000Vdc Isolation Single Output 1 Watt Dc-Dc Converter



### FEATURES:

- 4 PIN SIP and 8 PIN DIL Package.
- High Efficiency up to 85%.
- Unregulated Output Types.
- Recognized By UL 60950-1
- Internal SMD Construction ● No External Component Required
- Operating Temperature:-40°C TO +85°C ● Industry Standard Pinout



Specifications typical at TA=25°C, nominal input voltage and rated output current unless otherwise specified

Part Number	Output Voltage	Output Current	Efficiency	Package Style	Part Number	Output Voltage	Output Current	Efficiency	Package Style
	Vdc	mA	%TYP			Vdc	mA	%TYP	
13D-XXS03NNL	3.3	303	70	1	13D-XXS03N3NL	3.3	303	70	3
13D-XXS05NNL	5	200	70	1	13D-XXS05N3NL	5	200	70	3
13D-XXS09NNL	9	110	75	1	13D-XXS09N3NL	9	110	75	3
13D-XXS12NNL	12	84	78	1	13D-XXS12N3NL	12	84	78	3
13D-XXS15NNL	15	67	80	1	13D-XXS15N3NL	15	67	80	3
13D-XXS24NNL	24	42	82	1	13D-XXS24N3NL	24	42	82	3
13D-XXS03N2NL	3.3	303	70	2	13D-XXS03N4NL	3.3	303	70	4
13D-XXS05N2NL	5	200	70	2	13D-XXS05N4NL	5	200	70	4
13D-XXS09N2NL	9	110	75	2	13D-XXS09N4NL	9	110	75	4
13D-XXS12N2NL	12	84	78	2	13D-XXS12N4NL	12	84	78	4
13D-XXS15N2NL	15	67	80	2	13D-XXS15N4NL	15	67	80	4
13D-XXS24N2NL	24	42	82	2	13D-XXS24N4NL	24	42	82	4

Note:1."XX" Is Input Voltage:03=3.3Vdc,05=05Vdc,09 =9Vdc,12=12Vdc,15=15Vdc,24=24Vdc

2. The input voltage increases, there will be an increase in efficiency.

### Input Specifications

Parameters	Conditions	Min	Typ	Max	Units
Voltage Tolerance	Vo,lo Nom			±10	%
Filter	Capacitor				

### Output Specifications

Parameters	Conditions	Min	Typ	Max	Units
Voltage Tolerance	100% full load			±5	%
Short Circuit Protection	Short Term			1 Sec	
Line Regulation	For 1.0% OF Vin		1.2		%
Load Regulation	3.3V,5V (10% To 100% F.L)			15	%
Load Regulation	9V,12V,15V,24V (10% To 100% F.L)			10	%
Ripple & Noise	BW=DC To 20MHz			100	mVp-p
Transient response setting time	50% load step change		350		us

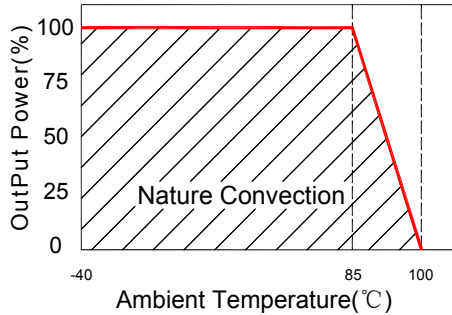
### General Specifications

Parameters	Conditions	Min	Typ	Max	Units
Isolation Resistance	500Vdc	1000			MΩ
Switching Frequency	Full load,nominal input		100		KHz
Operating Temperature		-40		+85	°C
Humidity	Non Condensing			95	%
Cooling	Free air Convection				
Case material	DAP				
MTBF	MIL-HDBK-217F@25°C	3500000			Hours
Weight	Package 1/2/3/4		1.5/1.9/1.5/2.7		g
Dimensions	Package 1		11.50x6.00x10.00		mm
Dimensions	Package 2		11.50x7.50x10.00		mm
Dimensions	Package 3		12.70x10.16x6.80		mm
Dimensions	Package 4		12.70x12.70x9.50		mm

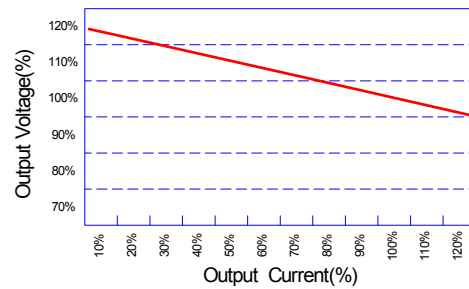


1000Vdc Isolation Single Output 1 Watt Dc-Dc Converter

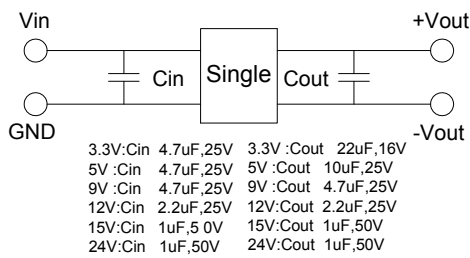
Temperature Derating Graph



Tolerance Envelope Graph



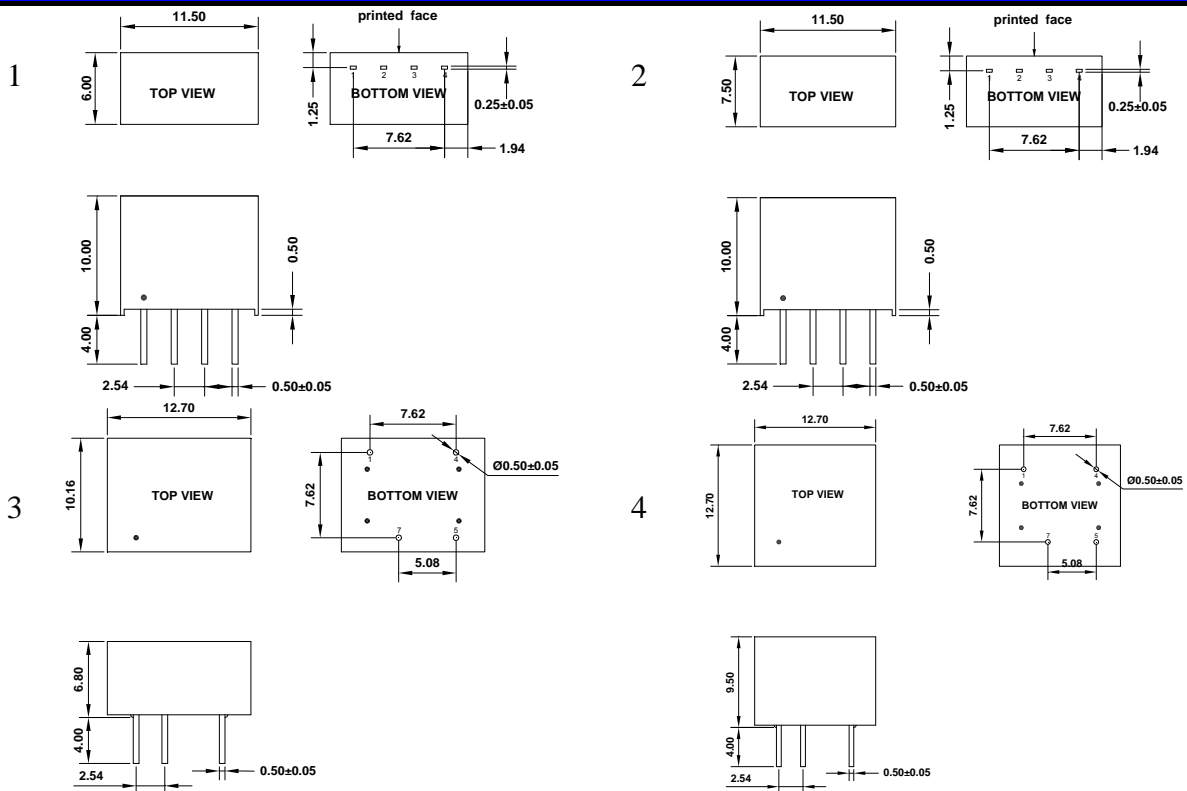
Recommended Test Circuit



Part Number

13D - 05 S 05 N 2 NL  
 A B C D E F G  
 A:Series  
 B:Input Voltage  
 C:Single Output  
 D:Output Voltage  
 E:Unregulated(N)  
 F:Package  
 G:RoHS Version

Markings and dimensions



PIN Connection

PIN	1	2	3	4	5	7
4IN	-Vin	+Vin	-Vout	+Vout		
8IN	-Vin			+Vin	+Vout	-Vout