

120W, 240W, 480W & 960W 3 Phase DIN Rail Mount Power Supplies

Features

- ◆ Low Cost
- ◆ 12V, 24V or 48V Outputs
- ◆ Wide Range 340 to 575VAC Input
- ◆ Parallel Function Switch (240 & 480W)
- ◆ Current Share (960W)
- ◆ -40⁽³⁾ to +71°C Operation



Key Market Segments & Applications



Specifications		DPP120-xx-3	DPP240-xx-3	DPP480-xx-3	DPP960-xx-3
AC Input Voltage range (1)	VAC	340 - 575VAC, three phase			
Input Frequency	Hz	47 - 63Hz			
DC Input Voltage range	VDC	480 - 820VDC*			
Inrush Current (380-480VAC)	A	10A	20A	20A	30A
Power Factor (2)	-	0.55	0.55	0.65	0.8
Input Current (400VAC) (typ)	A	0.36A	0.65A	1.1A	1.72A
Output Voltage Accuracy	%	-0, +1% of Nominal			
Line Regulation	%	±1%			
Load Regulation	%	±1% (±5% when set in parallel mode)			
Ripple and Noise (20MHz BW)	mV	100mV	100mV	100mV	80mV
Overcurrent Protection (Typ)	-	115 - 135%	120 - 140%	110 - 135%	110 - 130%
Overvoltage Protection	V	See model selector			
Overtemperature Protection	-	Yes, auto recovery			
Hold Up Time (380-480VAC)	ms	> 20ms	> 20ms	> 20ms	> 15ms
Parallel operation (up to 90% load)	-	Set in parallel (droop) mode - up to 2 units			
LED Indicators	-	Green LED = On, Red LED = DC Output Low			
DC Good Relay (24V models only)	-	0.3A rated normally open relay contacts, closes when output is above 17.6 - 19.4V			
Operating Temperature	-	-40 ⁽³⁾ to +71°C (Derate linearly 2.5%/°C from 61 to 71°C, 3.5%/°C for DPP960) ³			
Storage Temperature	-	-40 to +85°C			
Operating Humidity (non condensing)	-	20 - 95% RH			
Cooling	-	Convection. Recommend 1" clearance on all sides			
Withstand Voltage	-	Input to Output 3kVAC, Input to Ground 1.5kVAC for 1 min.			
Isolation Resistance	-	>100M at 25°C & 70%RH, Output to Ground 500VDC			
Vibration	-	IEC 60068-2-6. 10- 500Hz, 2G on X, Y & Z axes			
Shock	-	IEC 60068-2-27. Half sinewave, 4G, 22ms, 3 times each face			
Vibration (Operating)	-	IEC 60068-2-6 (Mounting by rail: Random wave, 10-500 Hz, 2G, ea. along X, Y, Z axes 10 min/cycle, 60 min)			
Shock (Operating)	-	IEC 60068-2-27 (Half sine wave, 4G, 22ms, 3 axes, 6 Faces, 3 times for each face)			
Safety Agency Approvals	-	UL508 Listed, UL60950-1, EN60950-1, CE			
Conducted & Radiated EMI	-	EN55022 class B			
Immunity	-	IEC 61000-4-2, -3, 4, -5, -6, -8, -11			
Weight (Typ)	g	800g	1100g	1720g	3400g
Size (WxHxD)	in	2.92 x 4.88 x 4.68"	3.5 x 4.88 x 4.68"	5.91 x 4.88 x 4.68"	10.86 x 4.97 x 4.68"
Switching Frequency	kHz	70kHz	25kHz	80kHz	52kHz
MTBF (Bellcore Issue 6 @40°C, GB)	Hours	527,000	488,000	411,000	352,000
Case material	-	Metal			
Warranty	yrs	Three years			

(1) Bi-phase input is permissible, but output load must be derated to 75% load

*Safety certified for AC input only

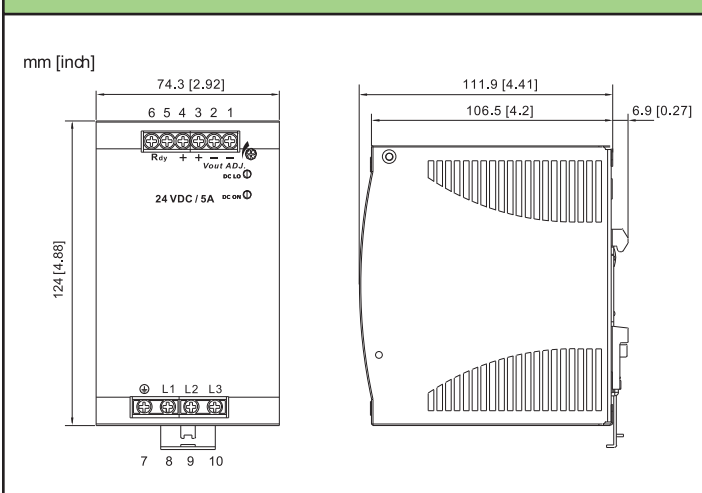
(2) Passive, meets EN61000-3-2

(3) DPP480 -30°C

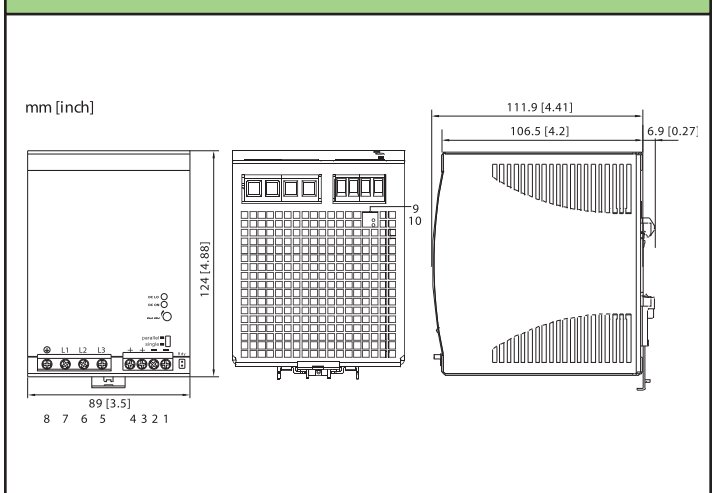
Model Selector

Model	Voltage (V)	Adjust Range (V)	Output Current (A)	Overvoltage (V)	Efficiency (%)
DPP120-12-3	12V	11.4 - 14.5V	10A	14.5 - 17.4V	87%
DPP120-24-3	24V	22.5 - 28.5V	5A	30 - 33V	89%
DPP240-24-3	24V	22.5 - 28.5V	10A	30 - 33V	90%
DPP480-24-3	24V	22.5 - 28.5V	20A	30 - 33V	90%
DPP960-24-3	24V	22.5 - 28.5V	40A	30 - 33V	92%
DPP240-48-3	48V	47 - 56V	5A	60 - 68V	91%
DPP480-48-3	48V	47 - 56V	10A	60 - 68V	91%
DPP960-48-3	48V	47 - 56V	20A	60 - 68V	93%

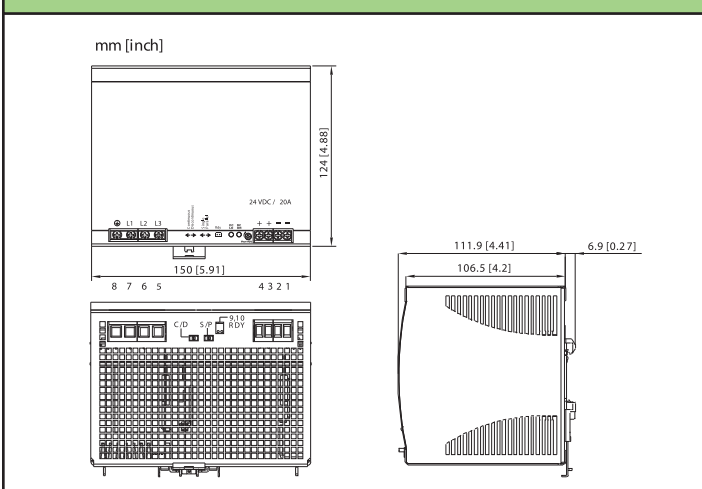
DPP120 Outline



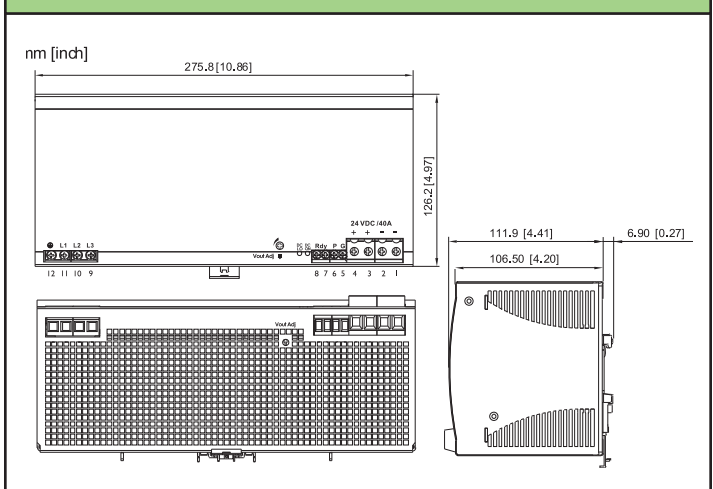
DPP240 Outline



DPP480 Outline



DPP960 Outline



Other DIN Rail Products

DPP	15W to 480W
DSP	10W to 100W low profile
DLP	75W to 240W single phase

Snap-on Mounting: snap onto DIN Rail TS35/7.5 or TS35/15. (no tools required)

For Additional Information, please visit us.tdk-lambda.com/lp/products/dpp-series.htm

