




PCB terminal block; Push-button; 1.5 mm²; Pin spacing 3.81 mm; 2-pole; Push-in CAGE CLAMP®

Item No.: 235-102



PCB terminal block; Push-button; 1.5 mm²; Pin spacing 3.81 mm; 2-pole; Push-in CAGE CLAMP®

Marking

RoHS ✓
Compliant

Business data

Supplier	WAGO
Item no.	235-102
GTIN / EAN	4044918828277
Content	1
Order amount	130
Customer item number	

Notes

Item description: Terminal strips with push-buttons Simple, push-in terminations of solid and ferruled conductors Convenient termination/removal of fine-stranded conductors via push-buttons

Technical data

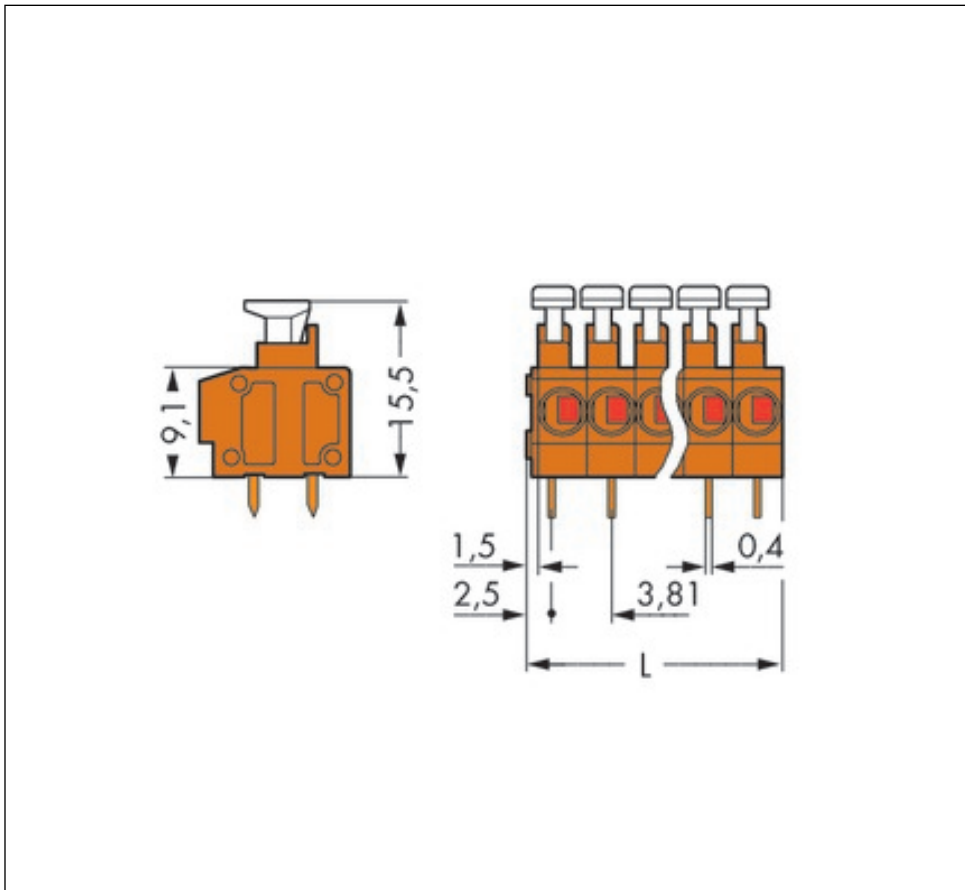

Miscellaneous

No. of poles	2
Pin spacing	3.81 mm (0.15 in)
Total number of connection points	2
Total number of potentials	2

Technical data	
<i>Color</i>	<i>orange</i>
<i>Ratings per</i>	<i>IEC/EN 60664-1</i>
<i>Rated voltage (III / 3) [V]</i>	<i>200 [V]</i>
<i>Rated impulse voltage (III / 3) [kV]</i>	<i>4 [kV]</i>
<i>Rated voltage (III/2) [V]</i>	<i>320 [V]</i>
<i>Rated impulse voltage (III / 2) [kV]</i>	<i>4 [kV]</i>
<i>Rated voltage (II / 2) [V]</i>	<i>500 [V]</i>
<i>Rated impulse voltage (II / 2) [kV]</i>	<i>4 [kV]</i>
<i>Rated current [A]</i>	<i>17.5 [A]</i>
<i>Number of connection objects</i>	<i>1</i>
<i>Number of levels</i>	<i>1</i>
<i>Connection technology</i>	<i>PUSH WIRE®</i>
<i>Number of connection points connector</i>	<i>1</i>
<i>Actuation type</i>	<i>Operating lever</i>
<i>Solid conductors, tool-operated termination</i>	<i>0.5 ... 1.5 mm² / 20 ... 16 AWG</i>
<i>Fine-stranded conductors, tool-operated termination</i>	<i>0.75 ... 1.5 mm² / 20 ... 16 AWG</i>
<i>Fine-stranded conductors with insulated ferrule</i>	<i>0.25 ... 1 mm² / ...</i>
<i>Fine-stranded conductors with uninsulated ferrule</i>	<i>0.25 ... 1 mm² / ...</i>
<i>Strip length</i>	<i>9 ... 10 mm / 0.35 ... 0.39 inch</i>
<i>Conductor entry angle to the PCB [°]</i>	<i>0 [°]</i>
<i>Cross section up to (1) [mm²]</i>	<i>1.5 [mm²]</i>
<i>Cross section from (1) [AWG]</i>	<i>20 [AWG]</i>
<i>Cross section from (2) [mm²]</i>	<i>0.75 [mm²]</i>
<i>Cross section up to (2) [mm²]</i>	<i>1.5 [mm²]</i>
<i>Solder pin arrangement</i>	<i>in line</i>
<i>Solder pin length [mm]</i>	<i>3.6 [mm]</i>
<i>Drilled hole diameter (tolerance) [mm]</i>	<i>1(+ 0.1) [mm]</i>
<i>Drilled hole diameter [mm] [mm]</i>	<i>1 [mm]</i>
<i>Tolerance of drilled hole diameter plus [mm] [mm]</i>	<i>+0.1 [mm]</i>
<i>Material group</i>	<i>I</i>
<i>Insulating material</i>	<i>Polyamide 66 (PA 66)</i>
<i>Flammability class per UL94</i>	<i>V0</i>
<i>Limit temperature range</i>	<i>-60 ... 105 C</i>
<i>Clamping spring material</i>	<i>Chrome-nickel spring steel (CrNi)</i>

Technical data	
<i>Contact material</i>	<i>Electrolytic copper (Ecu)</i>
<i>Contact plating</i>	<i>tin-plated</i>
<i>Fire load [MJ]</i>	<i>0.024 [MJ]</i>
<i>Weight [g]</i>	<i>1.258 [g]</i>
<i>Width</i>	<i>9.12 mm / 0.359 in.</i>
<i>Height</i>	<i>19.1 mm / 0.752 in.</i>
<i>Height from the surface</i>	<i>15.5 mm / 0.61 in.</i>
<i>Depth</i>	<i>12.5 mm / 0.492 in.</i>

Images & drawings



Address

WAGO Kontakttechnik GmbH & Co. KG

Hansastr. 27

32423 Minden

Telefon: 0571/887-0

Fax: 0571/887-169

<http://www.wago.com>

© WAGO Kontakttechnik GmbH & Co. KG

Technische Änderungen und Irrtümer vorbehalten.