

Specifications

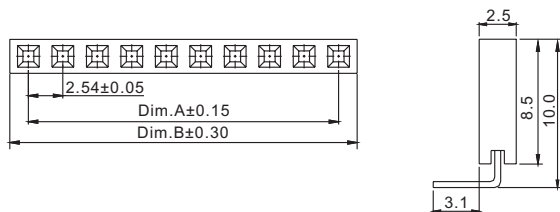
1. Current Rating: 3.0A AC/DC.
2. Voltage Rating: 250V AC/DC.
3. Contact Resistance: 20m ohm. max.
4. Insulation Resistance: 1000M ohm. Min.
5. Withstanding Voltage: 600V AC for one minute.
6. Operating Temperature Range: -40°C to +105°C.

Material and Finish

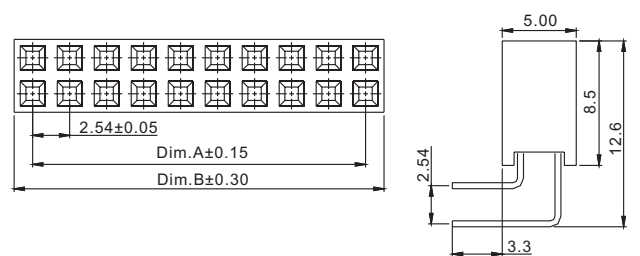
1. Insulator:
Standard: PBT (F1) (UL94V-0);
High Temp Plastic: Nylon 6T (F2)(UL94V-0).
2. Contact: Phosphor Bronze.
3. Plating: Gold Plated.

Feature

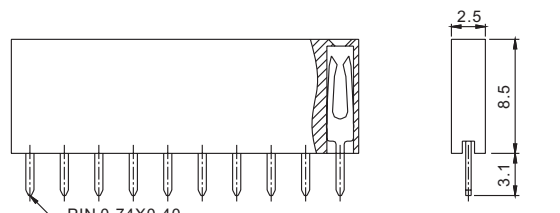
1. Design for Home Appliances, Aviation Electronics, Automobile Electronics and Computer(PC) Peripherals.



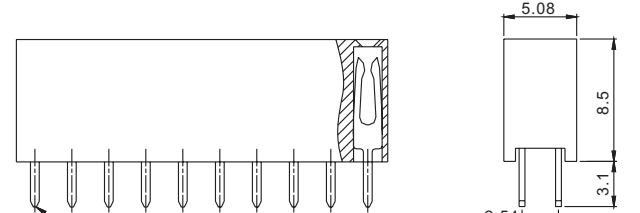
P/N: 2212R-XXG-85



P/N: 2214R-XXG-85



P/N: 2212S-XXG-85



P/N: 2214S-XXG-85

Engineering Dimension

P/N: 2212 Series Dimension

Circuits	Dim. A	Dim. B	Circuits	Dim. A	Dim. B	Circuits	Dim. A	Dim. B	Circuits	Dim. A	Dim. B
2	2.54	5.58	12	27.94	30.98	22	53.34	56.38	32	78.74	81.78
3	5.08	8.12	13	30.48	33.52	23	55.88	58.92	33	81.28	84.32
4	7.62	10.66	14	33.02	36.06	24	58.42	61.46	34	83.82	86.86
5	10.16	13.20	15	35.56	38.60	25	60.96	64.00	35	86.36	89.40
6	12.70	15.74	16	38.10	41.14	26	63.50	66.54	36	88.90	91.94
7	15.24	18.28	17	40.64	43.68	27	66.04	69.08	37	91.44	94.48
8	17.78	20.82	18	43.18	46.22	28	68.58	71.62	38	93.98	97.02
9	20.32	23.36	19	45.72	48.76	29	71.12	74.16	39	96.52	99.56
10	22.86	25.90	20	48.26	51.30	30	73.66	76.70	40	99.06	102.10
11	25.40	28.44	21	50.80	53.84	31	76.20	79.24			

P/N: 2214 Series Dimension

Circuits	Dim. A	Dim. B	Circuits	Dim. A	Dim. B	Circuits	Dim. A	Dim. B	Circuits	Dim. A	Dim. B
4	2.54	5.58	24	27.94	30.98	44	53.34	56.38	64	78.74	81.78
6	5.08	8.12	26	30.48	33.52	46	55.88	58.92	66	81.28	84.32
8	7.62	10.66	28	33.02	36.06	48	58.42	61.46	68	83.82	86.86
10	10.16	13.20	30	35.56	38.60	50	60.96	64.00	70	86.36	89.40
12	12.70	15.74	32	38.10	41.14	52	63.50	66.54	72	88.90	91.94
14	15.24	18.28	34	40.64	43.68	54	66.04	69.08	74	91.44	94.48
16	17.78	20.82	36	43.18	46.22	56	68.58	71.62	76	93.98	97.02
18	20.32	23.36	38	45.72	48.76	58	71.12	74.16	78	96.52	99.56
20	22.86	25.90	40	48.26	51.30	60	73.66	76.70	80	99.06	102.10
22	25.40	28.44	42	50.80	53.84	62	76.20	79.24			

Ordering Information

2212S-XXG-85

① ② ③ ④

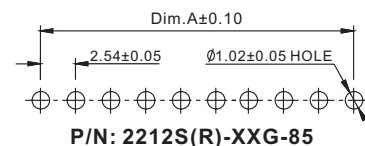
① S: Straight Single Row R: Right Angle Single Row ② No. Of Contacts	③ G: Gold Plated T: Tin Plated SG: Selective Gold	④ Insulator Height 85=8.50mm
--	---	---------------------------------

2214S-XXG-85

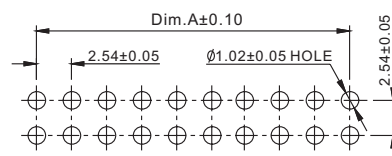
① ② ③ ④

① S: Straight Double Rows R: Right Angle Double Rows ② No. Of Contacts	③ G: Gold Plated T: Tin Plated SG: Selective Gold	④ Insulator Height 85=8.50mm
--	---	---------------------------------

Recommended PCB Layout



P/N: 2212S(R)-XXG-85



P/N: 2214S(R)-XXG-85

Unit:mm