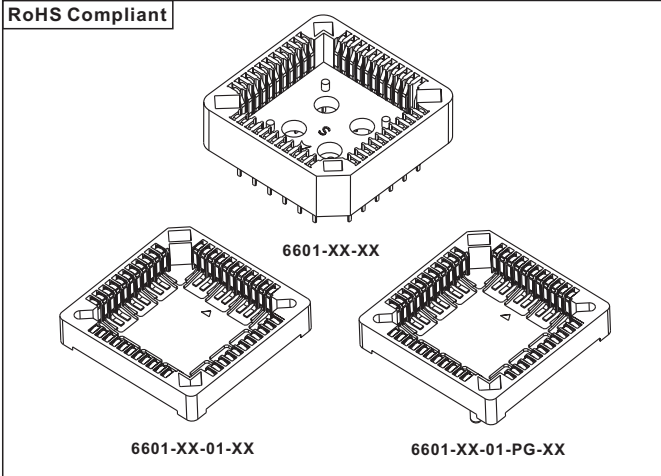


RoHS Compliant



Specifications

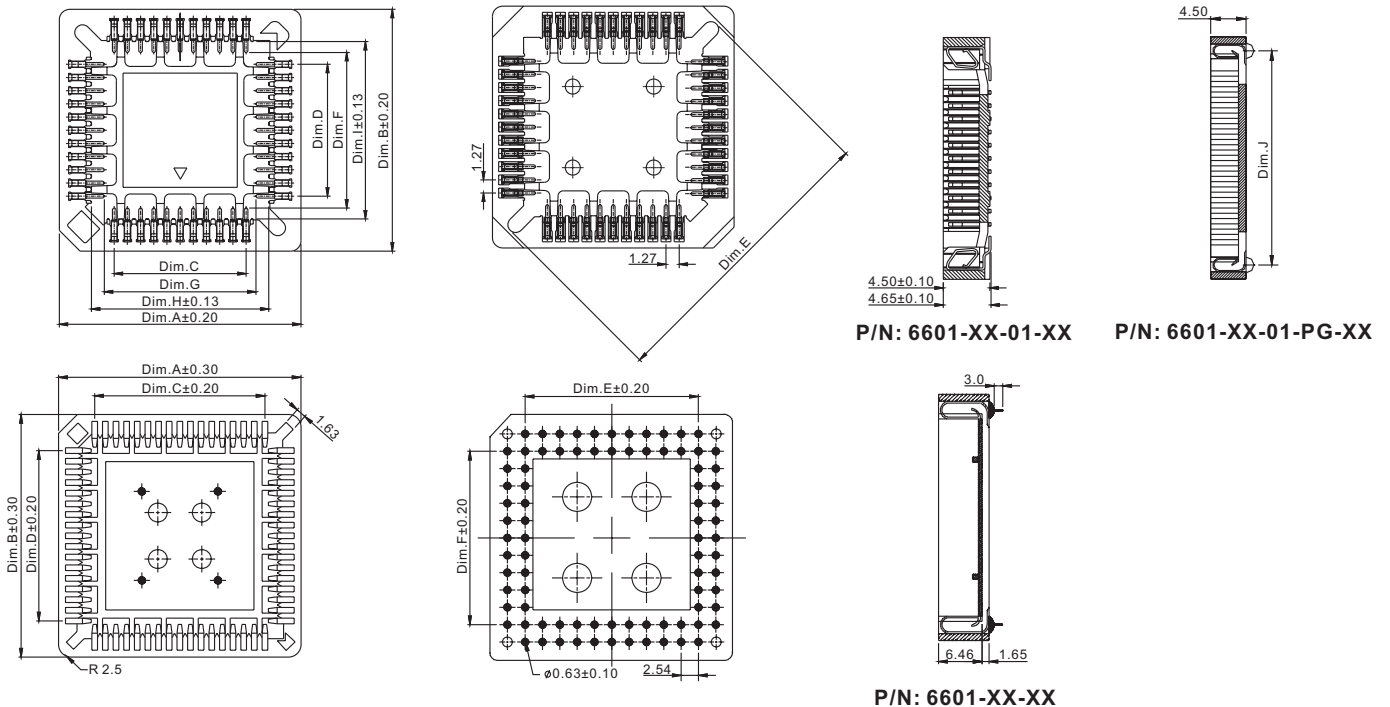
1. Current Rating: 1.0A AC/DC.
2. Voltage Rating: 250V AC/DC.
3. Contact Resistance: 15m ohm. max.
4. Insulation Resistance: 10000M ohm. Min.
5. Withstanding Voltage: 600V AC for one minute.
6. Operating Temperature Range: -40°C to +105°C.

Material and Finish

1. Insulator: PBT(F1) (UL94V-0); High Temp Plastic: PPS(F6) (UL94V-0).
2. Contact: Phosphor Bronze.
3. Plating: Tin Plated.

Feature

1. Design for Home Appliances, Aviation Electronics, Automobile Electronics and Computer(PC) Peripherals.



Engineering Dimension

P/N: 6601-XX-01-(PG)-XX Dimension

Circuits	Dim. A	Dim. B	Dim. C	Dim. D	Dim. E	Dim. F	Dim. G	Dim. H	Dim. I	Dim. J
20	15.66	15.66	5.08	5.08	17.28	7.12	7.12	9.46	9.46	12.70
28	18.20	18.20	7.62	7.62	20.87	9.66	9.66	12.00	12.00	15.24
32	20.74	18.20	10.16	7.62	22.76	9.79	12.29	14.54	12.00	17.78
44	23.28	23.28	12.70	12.70	28.05	14.91	14.91	17.08	17.08	20.32
52	25.82	25.82	15.24	15.24	31.65	17.48	17.48	19.62	19.62	22.86
68	30.90	30.90	20.32	20.32	38.83	22.43	22.43	24.70	24.70	27.94
84	35.98	35.98	25.40	25.40	46.00	27.28	27.28	29.78	29.78	33.02

P/N: 6601-XX-XX Dimension

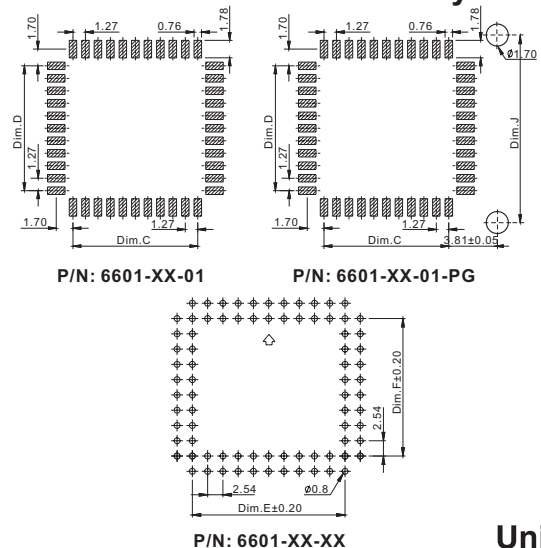
Circuits	Dim. A	Dim. B	Dim. C	Dim. D	Dim. E	Dim. F
20	15.50	15.50	5.08	5.08	5.08	5.08
28	18.04	18.04	7.62	7.62	7.62	7.62
32	18.04	20.54	7.62	10.16	7.62	10.16
44	23.48	23.48	12.70	12.70	12.70	12.70
52	25.88	25.88	15.24	15.24	15.24	15.24
68	31.66	31.66	20.32	20.32	20.32	20.32
84	36.66	36.66	25.40	25.40	25.40	25.40

Ordering Information

6601-XX-01-PG-XX

① No. Of Contacts	③ Blank: Without Post PG: With Post	④ Insulator Material PBT: PBT Material PPS: PPS Material
② 01: SMD Type Blank: Dip Type		

Recommended PCB Layout



PCB Connector

Unit:mm