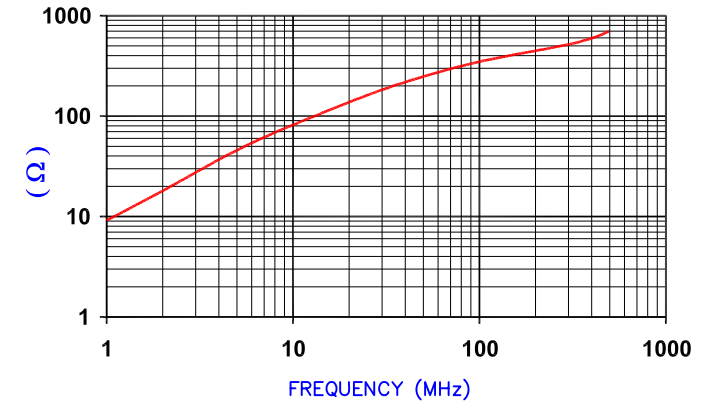


CORE DIMENSIONS:

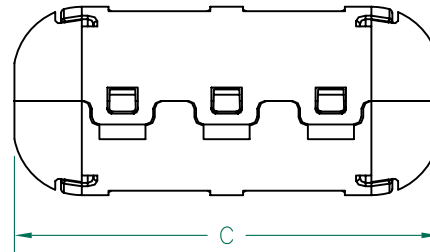
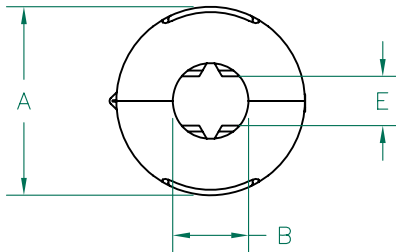
A	20.50 [.807]	+ .30 [.012]
B	9.85 [.388]	+ 0.15 [.006]
C	37.50 [1.476]	+ 0.55 [.022]
D	9.55 [.376]	+ 0.15 [.006]

IMPEDANCE (Z)			
Frequency	25 MHz	100 MHz	300 MHz
Nominal (REF)	160 Ω	348 Ω	514 Ω
Minimum	- Ω	278 Ω	- Ω

Z vs. FREQUENCY
(REF. ONLY)



AGILENT E4991A Impedance/Material Analyzer
HP 16092A-Test Fixture. TEST REF. 5452



UNCONTROLLED DOCUMENT

NOTES:

- ASSEMBLED PART #: 28A0807-0A2
- CASE COLOR: BLACK-0A2.
- CASE FLAMMABILITY RATING: UL94 V-2.
- CASE MATERIAL: Halogen Free Nylon

CASE DIMENSIONS:

A	24.82 [.977]	+ Ref.
B	10.00 [.394]	+ Ref.
C	55.91 [2.201]	+ Ref.
D	-	+ -
E	6.50 [.256]	+ Ref.

DIMENSIONS ARE IN mm [INCHES].				This print is the property of Laird Tech. and is loaned in confidence subject to return upon request and with the understanding that no copies shall be made without the written consent of Laird Tech. All rights to design or invention are reserved.		Laird TECHNOLOGIES®		
E	UPDATED NOTE 3	09/15/10	JUN	PROJECT/PART NUMBER: 28A0807-0A2		REV E	PART TYPE: FERRITE SNAP-ON	DRAWN BY: TMB
D	UPDATE COMPANY LOGO ADD NOTES 3 AND 4	01/26/09	JRK	DATE:	11/01/06	SCALE:	1:1	MATERIAL:
C	UPDATE 100MHz MINIMUM VALUE	07/16/07	TMB	CAD #	28A0807-0A2-E	TOOL #	-	NiZn Ferrite
B	UPDATE COMPANY LOGO	04/18/07	TMB					
A	ORIGINAL DRAFT	11/01/06	TMB					
REV	DESCRIPTION	DATE	INT					