

ZIPPY SM Series SM Series (Micro Switch)



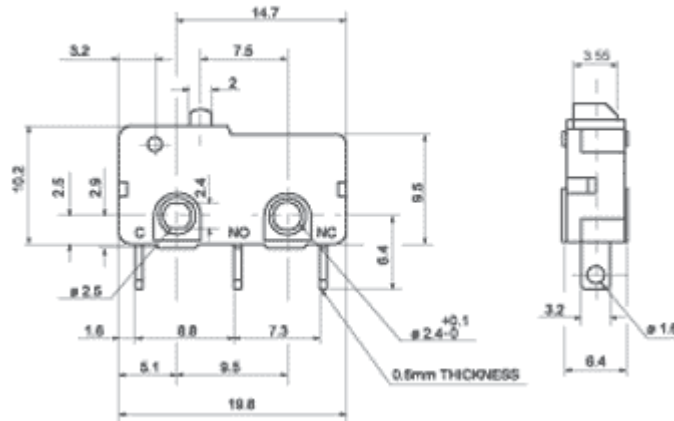
Ratings:

SM-05 5A 125VAC
SM-05 5A 250VAC

SM-10 10.1A 125VAC
SM-10 10.1A 250VAC

Dimension:

Unless otherwise specified, a tolerance of ± 0.4 mm applies to all dimensions.



Features:

Small compact size, Customer designs, Rock wipe contact action, Integral hinge actuator, Long life coil spring mechanism

Specifications:

Operating Frequency (mechanical).....120 operations / min

Operating Frequency (electrical).....10 ~ 30 operations / min

Contact Resistance (initial).....30m Ω (Max.)

Insulation Resistance (at 500VDC).....100M Ω (Min.)

Dielectric Strength (50-60Hz).....AC 1,000V RMS

Storage Temperature.....-25 ~ +85 $^{\circ}$ C

Storage Humidity.....85% RH (Max.)

Service Life (mechanical).....10,000,000 operations

Service Life (electrical).....6,000~100,000 operations







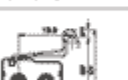



Application:

Telephone , Air condition , Computer , Humidifier , Alarm , Time recorder , mixer & chopper , neon phone , Fax machine , Joystick , Water pump , Gas detector , Pencil sharpener , Money sorter , Food processor , Electric knife , Toy car , juice maker , Light , etc.

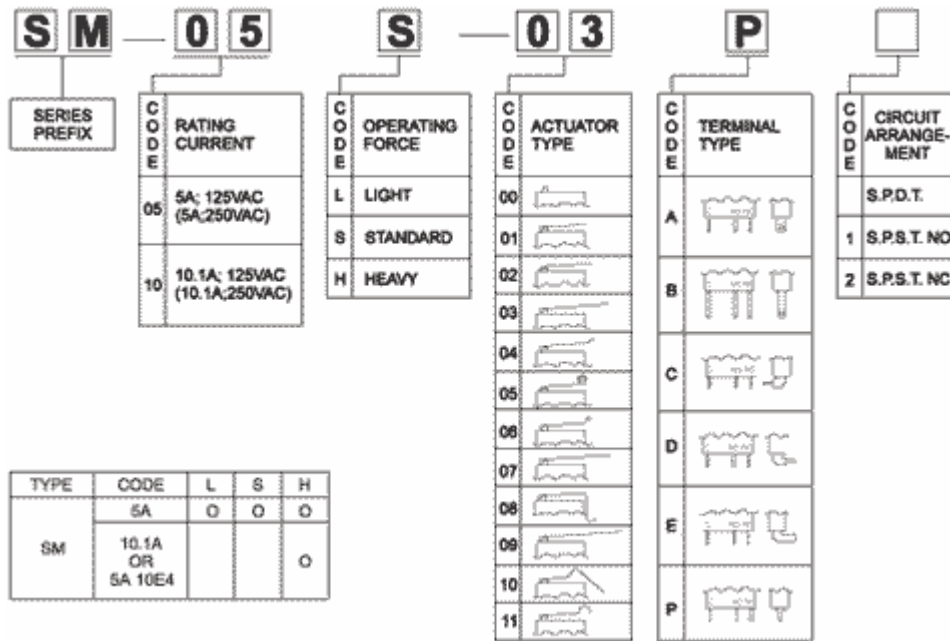
Contact Configuration:



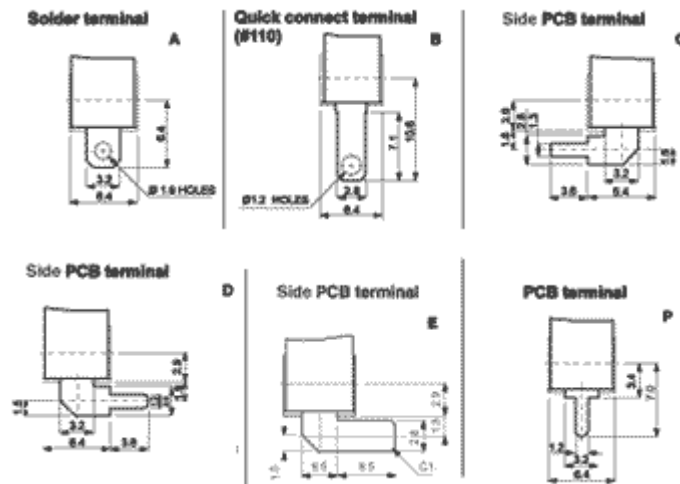
Operating Characteristics:

ACTUATOR TYPES	PART SUFFIX	OF Max. (g)	OP (mm)	PT Max. (mm)	OT Min. (mm)	MD Max. (mm)	FP Max. (mm)	RF Min. (g)
	-00A	H 249	11.4±0.3	1.1	0.4	0.2	12.2	50
		S 146						35
		L 104						20
	-01A	H 60	11.8±0.8	3.6	0.6	0.8	14.6	15
		S 35						10
		L 25						8
	-02A	H 55	11.8±0.9	4.0	0.6	0.8	14.9	13
		S 33						8
		L 25						6
	-03A	H 45	11.8±1.5	6.1	0.8	1.5	16.4	13
		S 25						6
		L 20						5
	-04A	H 56	13.7±1.0	4.6	0.8	0.8	17.3	13
		S 34						8
		L 25						5
	-05A	H 60	17.5±0.8	3.8	0.8	0.8	20.5	15
		S 35						8
		L 25						6
	-06A	H 48	19.0±1.5	5.7	1.0	1.0	23.2	10
		S 28						6
		L 20						4
	-07A	H 30	11.8±2.0	8.6	1.5	1.8	16.4	7
		S 20						4
		L 15						2
	-08A	H 30	-2.3±3.0	4.7	1.0	1.9	5.4	6
		S 20						4
		L 15						2
	-08A	H 18	11.8±3.0	13.3	1.0	2.9	22.1	4
		S 12						2.5
		L 8						1.5

Ordering Information:



Terminal Types:



Mounting Holes:

