



Male connector; with angled solder pins; 16-pole; Pin spacing 5.08 mm / 0.2 in; Horizontal PCB mounting; with closed end

Item No.: 231-546/001-000



Male connector; with angled solder pins; 16-pole; Pin spacing 5.08 mm / 0.2 in; Horizontal PCB mounting; with closed end

Marking

RoHS ✓
Compliant

Business data

Supplier	WAGO
Item no.	231-546/001-000
GTIN / EAN	4044918867436
Content	1
Order amount	50
Customer item number	

Notes

Item description: All WINSTA® components are 100% protected against mismatching in terms of: a.) plugging different number of poles b.) plugging when turned by 180° c.) plugging when laterally staggered d.) plugging one pole

Technical data

Miscellaneous


No. of poles	16
Pin spacing	5.08 mm (0.2 in)
Color	orange

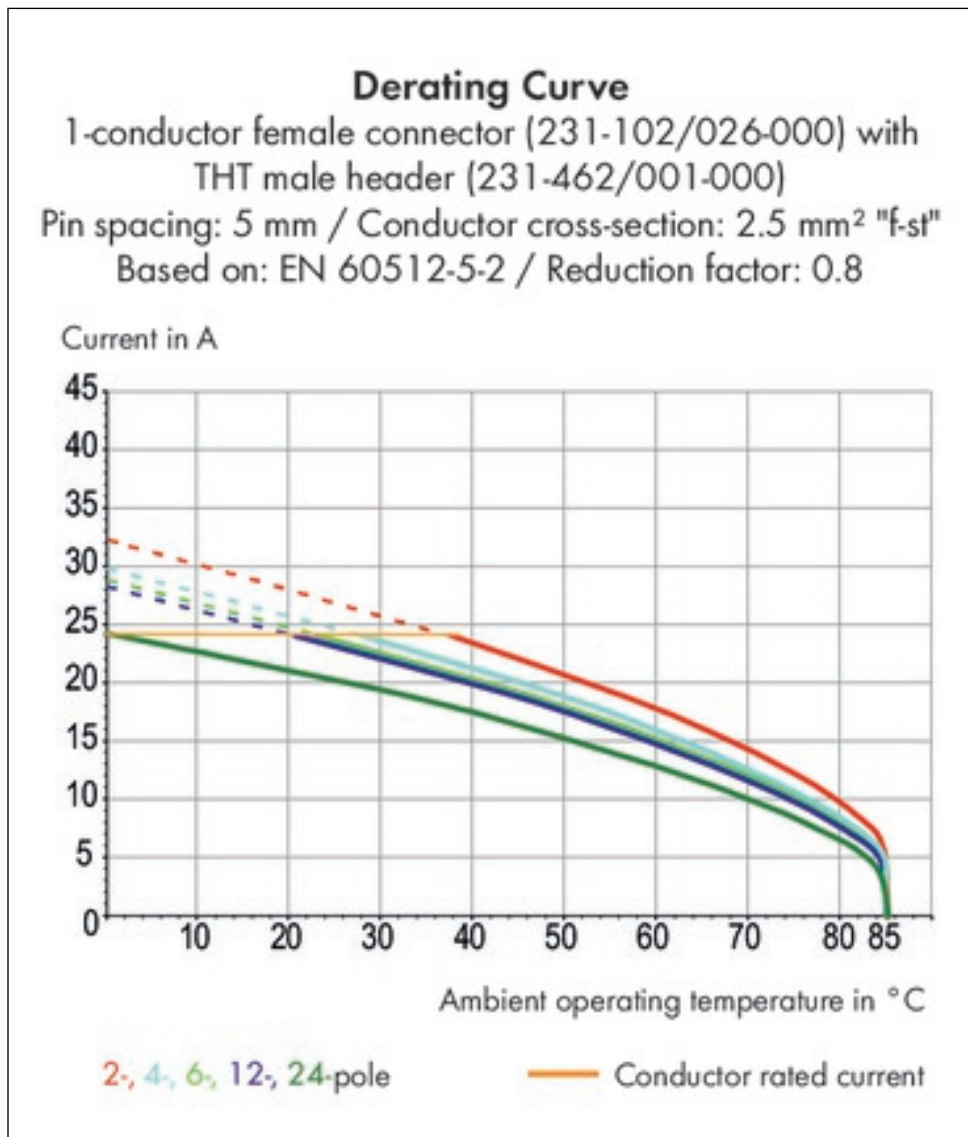
Printview: Male connector; with angled solder pins; 16-pole; Pin spacing 5.08 mm / 0.2 in; Horizontal PCB mounting; with closed end - Item No.: 231-546/001-000

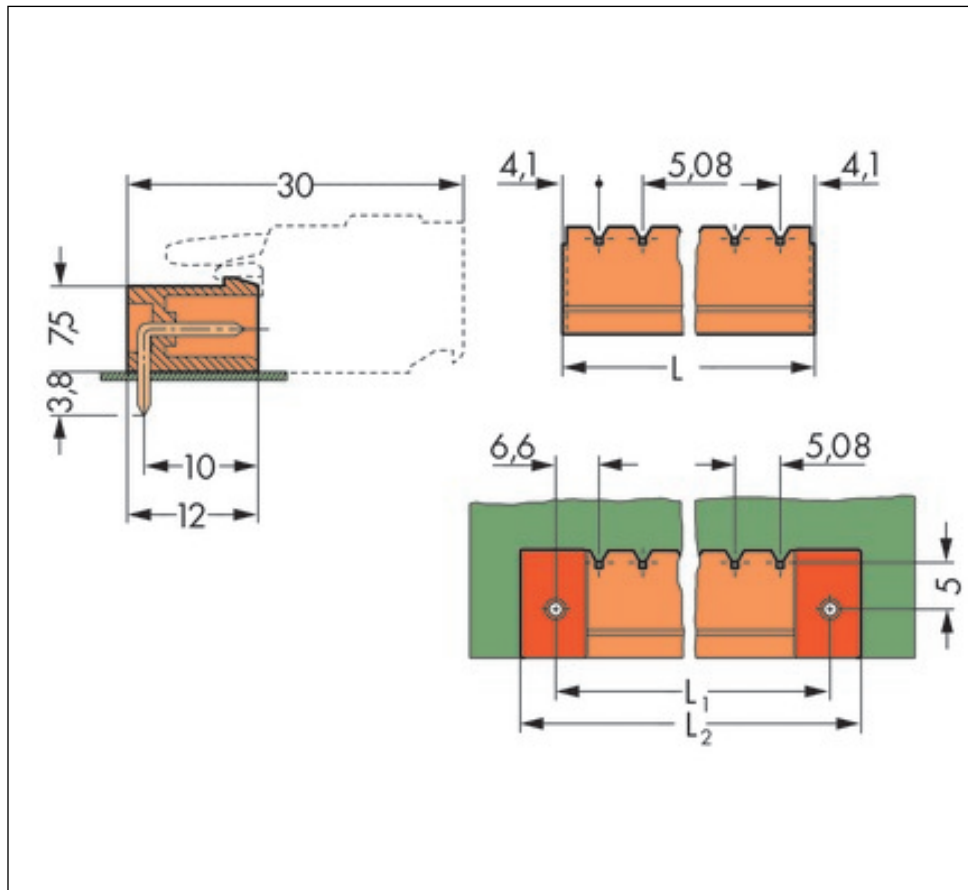
Technical data	
<i>Ratings per</i>	<i>IEC/EN 60664-1</i>
<i>Rated voltage (III / 3) [V]</i>	<i>250 [V]</i>
<i>Rated impulse voltage (III / 3) [kV]</i>	<i>4 [kV]</i>
<i>Rated voltage (III/2) [V]</i>	<i>320 [V]</i>
<i>Rated impulse voltage (III / 2) [kV]</i>	<i>4 [kV]</i>
<i>Rated voltage (II / 2) [V]</i>	<i>630 [V]</i>
<i>Rated impulse voltage (II / 2) [kV]</i>	<i>4 [kV]</i>
<i>Rated current [A]</i>	<i>12 [A]</i>
<i>Legend for ratings</i>	<i>(III / 2) Overvoltage category III / Pollution degree 2</i>
<i>Number of levels</i>	<i>1</i>
<i>Solder pin arrangement</i>	<i>over the entire male header, in line</i>
<i>Solder pin length [mm]</i>	<i>3.8 [mm]</i>
<i>Drilled hole diameter (tolerance) [mm]</i>	<i>1.4(+ 0.1) [mm]</i>
<i>Material group</i>	<i>I</i>
<i>Insulating material</i>	<i>Polyamide 66 (PA 66)</i>
<i>Flammability class per UL94</i>	<i>V0</i>
<i>Limit temperature range</i>	<i>-60 ... 100 °C</i>
<i>Contact material</i>	<i>Electrolytic copper (Ecu)</i>
<i>Contact plating</i>	<i>tin-plated</i>
<i>Fire load [MJ]</i>	<i>0.094 [MJ]</i>
<i>Weight [g]</i>	<i>5.3 [g]</i>
<i>Width</i>	<i>84.4 mm / 3.323 Inch</i>
<i>Height</i>	<i>12.2 mm / 0.48 Inch</i>
<i>Height from the surface</i>	<i>8.4 mm / 0.331 Inch</i>
<i>Depth</i>	<i>12 mm / 0.472 Inch</i>
<i>Pin spacing from [mm]</i>	<i>5.08 [mm]</i>

Printview: Male connector; with angled solder pins; 16-pole; Pin spacing 5.08 mm / 0.2 in; Horizontal PCB mounting; with closed end - Item No.: 231-546/001-000

Images & drawings







Address

WAGO Kontakttechnik GmbH & Co. KG

Hansastr. 27

32423 Minden

Telefon: 0571/887-0

Fax: 0571/887-169

<http://www.wago.com>

© WAGO Kontakttechnik GmbH & Co. KG

Technische Änderungen und Irrtümer vorbehalten.