



2-channel analog input; 2- to 4-conductor connection; Single-ended; 16 bits

Item No.: 753-474



2-channel analog input; 2- to 4-conductor connection; Single-ended; 16 bits

Marking

RoHS ✓
Compliant

Business data

Supplier	WAGO
Item no.	753-474
GTIN / EAN	4045454394523
Content	1
Order amount	1
Customer item number	

Notes

Item description: The analog input module powers the transducers, receives transmitted analog signals, and with electrical isolation, transmits the signals to the fieldbus. The 24V supply for the field is derived from the module's power jumper contacts. The shield (screen) is directly connected to the DIN rail. At approx. 25mA, the overload protection switches the measurement input to a high-resistance state. Under normal operating conditions it will automatically switch back. This input module can supply the voltage for 2-wire transducers. Hinweis: WAGO's 753 Series Pluggable Connectors and Coding Fingers are not included.

Technical data

Miscellaneous


Color	lichtgrau
Conformity marking	CE

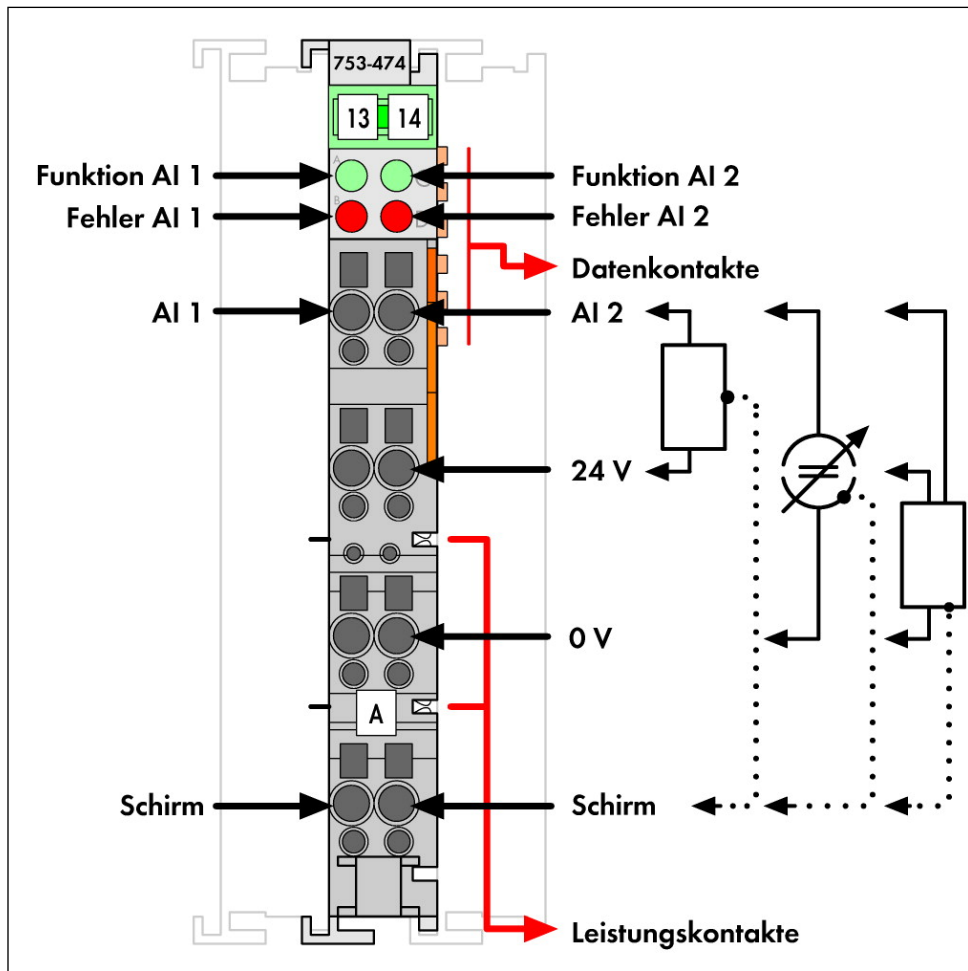
Technical data	
Number of inputs	2
Power supply	via system voltage DC/DC
Isolation	500 V system/supply
Current consumption (internal) (3) [mA]	75 [mA]
Input filter	50Hz
Input voltage (max.)	24V
Input voltage	non-linear, overload protected $V = 1.2 V + 100 \times I \text{ meas.}$
Signal current	4 - 20mA
Input resistance	220 / 20mA
Overvoltage protection	30 V polarity reversal protection
Resolution	15 bits
Conversion time (typ.) [ms]	80 [ms]
Noise rejection at sampling frequency [dB]	< -100 [dB]
Noise rejection above sampling frequency [dB]	< -40 [dB]
Measuring error (25 °C)	< ± 0.1 % of the full scale value
Temperature coefficient	< ± 0.01 % / K of the full scale value
Bit width	2 x 16-bit data; 2 x 8-bit control/status (optional)
Type of signal	4 ... 20 mA
Degree of protection	IP20
Connection technology	CAGE CLAMP®
Solid conductor	0.08 ... 2.5 mm ² / 28 ... 14 AWG
Fine-stranded conductor	0.08 ... 2.5 mm ² / 28 ... 14 AWG
Strip length	9 ... 10 mm / 0.35 ... 0.39 Inch
Fire load [MJ]	1.122 [MJ]
Weight [g]	45 [g]
Width	12 mm / 0.472 Inch
Height	69.8 mm / 2.748 Inch
Height from upper-edge of DIN-35 rail	62.6 mm / 2.465 Inch
Depth	100 mm / 3.937 Inch
Storage temperature	-25 °C ... +85 °C
Relative air humidity (no condensation) [%]	95 [%]
Type of mounting	DIN-35 x 15 carrier rail
Operating temperature	0°C ... +55°C
EMC emission of interference	acc. to EN 61000-6-4, marine applications
EMC immunity to interference	acc. to EN 61000-6-2, marine applications

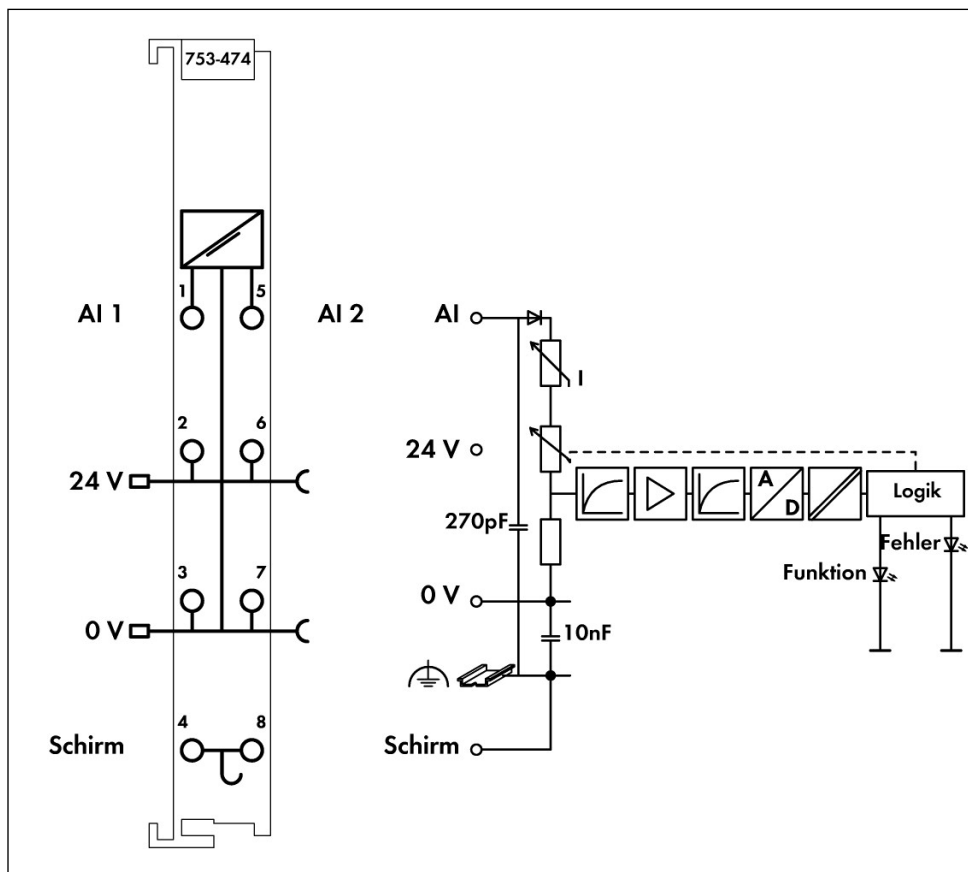
Technical data

<i>Shock resistance</i>	<i>acc. to IEC</i> <i>acc. to IEC 60068-2-27</i>
<i>Vibration resistance</i>	<i>acc. to IEC</i> <i>acc. to IEC 60068-2-6</i>

Images & drawings







Address

WAGO Kontakttechnik GmbH & Co. KG

Hansastr. 27

32423 Minden

Telefon: 0571/887-0

Fax: 0571/887-169

<http://www.wago.com>

© WAGO Kontakttechnik GmbH & Co. KG

Technische Änderungen und Irrtümer vorbehalten.