


Specification

DF10-24V-8mm



▼ General description

- Light line and dot-free with big emitting angle
- CRI > 90, 100LM/W, 1000LM/M
- Easy installation and maintaining
- 2700K \ 3000K \ 4000K \ 6500K \ R \ G \ B optional



▼ Dimension

※ Max.length: 5000mm


Cutting unit: 29.41mm

Min. bend diameter: Φ60mm

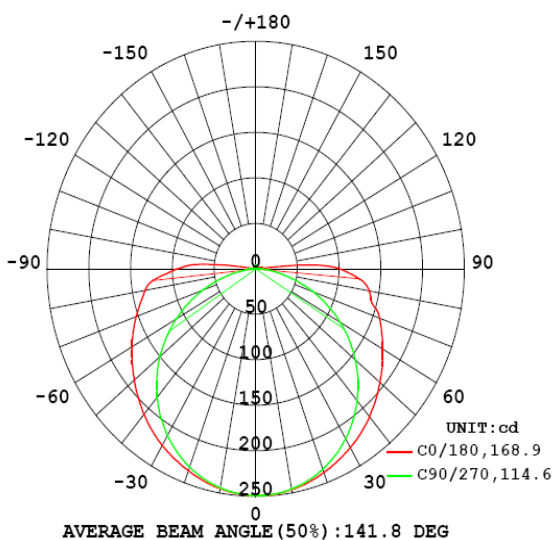
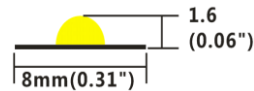
Mounting: 3M tape

IP: IP20/IP65/IP67

※ Warranty: 3years



Cutting Unit : 29.41mm (1.16")



Photometric of 1M (4000K) strip

※ Max.length data is based on 10% voltage drop

※ Warranty is based on indoor use

Height	Eavg, Emax	Angle: 114.55deg	Diameter
1m	72.83, 249.11x		311.26cm
2m	18.21, 62.281x		622.52cm
3m	8.092, 27.681x		933.78cm
4m	4.552, 15.571x		1245.04cm
5m	2.913, 9.9651x		1556.30cm
6m	2.023, 6.9201x		1867.56cm
7m	1.486, 5.0841x		2178.82cm
8m	1.138, 3.8931x		2490.08cm
9m	0.8991, 3.0761x		2801.33cm
10m	0.7283, 2.4911x		3112.59cm

AAI Figure

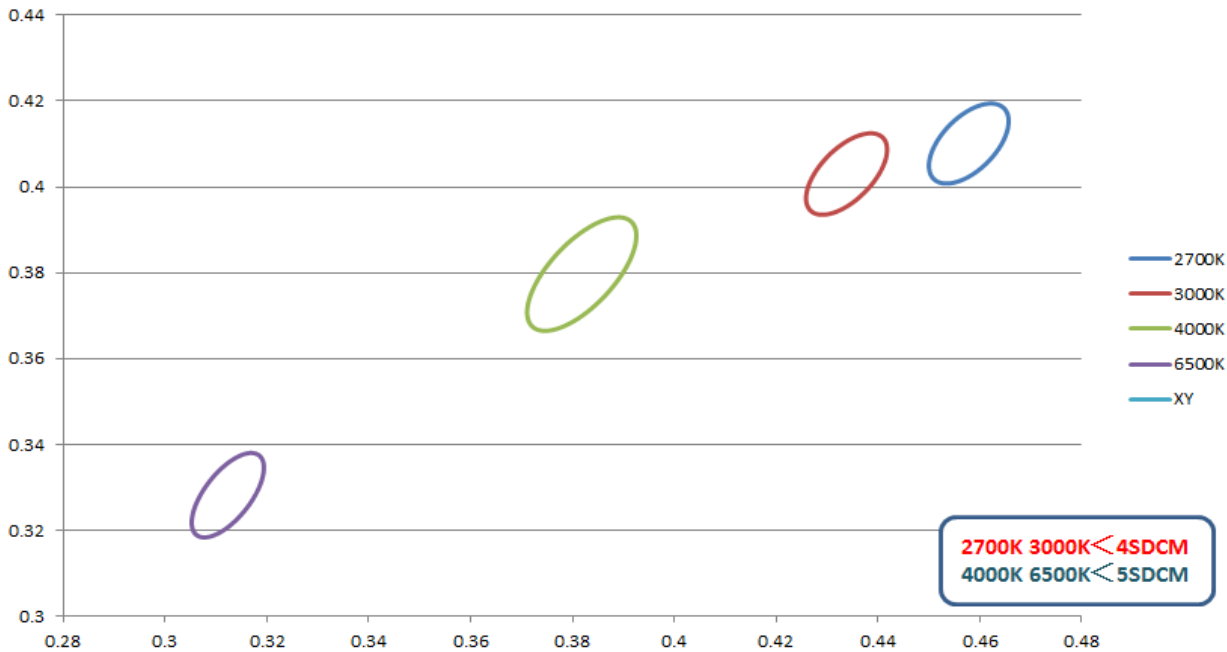
▼ Electronic & output data

Input voltage: DC24V	Rated current: 0.42A(1m) /1.8A(5m)
Typical Power: 10W(1m) /43.2W(5m)	CRI: >90
Max.power: 11.2W	On-off times: 10000 (test times)
Power range: 8.8 ~ 11.2W	Copper foil: 2oz

CRI	Color	CCT	Lumen(lm)	lm/W	Energy efficiency class
Ra>90	SW	2700K	820	82	A+
Ra>90	WW	3000K	900	90	A+
Ra>90	NW	4000K	980	98	A+
Ra>90	W	6500K	1000	100	A+

- 1.The tolerance of output data can be vary up to 15%
- 2.the output data tested according to IES TM-30-15
- 3.the output data is based on IP20/1merter, data of 5m in only for reference
- 4.IP protection process leads changes to size, CCT and luminous flux







▼ BINNING



▼ IP Process

IP Process	Picture	description	Size	optional CCT/color for finished product	lumen output rate
NO	 NO/IP20	No proof	8mm*1.6mm	2700K/3000K/4000K/6500K/R/G/B	100%
NANO	 NANO/IP65	NANo-proof	8mm*1.6mm	2700K/3000K/4000K/6500K/R/G/B	98%
ET	 ET/IP67	Extrusion tube	10mm*4.8mm	2700K/3000K/4000K/6500K/R/G/B	88%

▼ Accessories Information

Name	Picture	Code	description
Fixed Clip		94-02-00-0002	Silicone clip, screw:PA 3*8mm suitable for 8mm FPC,IP67 waterproof strip
Slim connector		94-03-00-0065	TSC-08-2, suitable for 8mm fpc to fpc connection , IP20, 2pin, 10pcs per bag
FPC with wire		94-03-00-0066	wire connection when using together with TSC-08-2,IP20,2PIN, 10PCS per bag
Silicone end cap set		94-02-00-0021	Silicone end cap set, including end cap and plug, suitable for 8mm FPC,EH/ET/EF silicone extrusion strip
Mounting groove		94-02-00-0024	Transparent PVC mounting groove,suitable for 8mm FPC,silicone extruded EF/ET strip
Stopper glue		94-16-03010001	Silicone gel, suitable for ST/ET/EH/EF waterproof LED strip

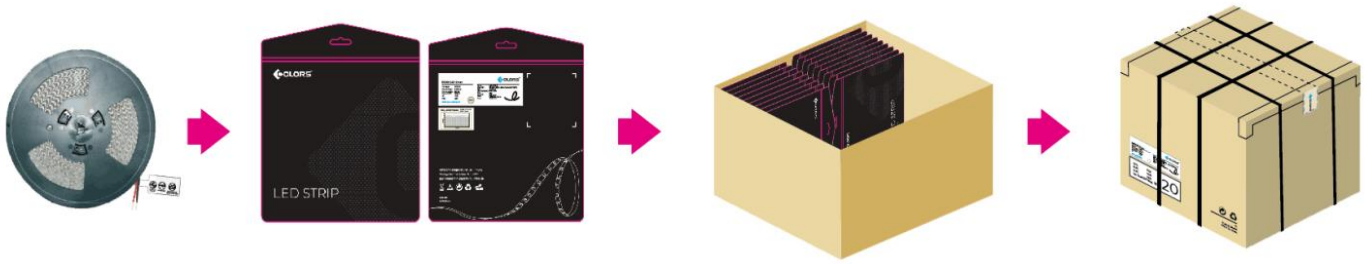
▼ Order Code Formats

1: Category		2: LED		3: LED/m		4: Voltage		5:FPC Width		6: IP Process		7: CRI		8: CCT	
D	-	F	COF	10	1000LM/M	24	24V	08	8mm	NO	NO	9	>90	SW	2700K
										NA	NANO	0	0	WW	3000K
										ET	Extrusion tube			NW	4000K
														W	6500K
														R	R
														G	G
														B	B
D	-	F		10		24		08		NO		9		SW	
9: Silk Printing		10: Entry cable		11: Wire type		12: Wire length		13: Tape type		14: Label Type		15: Strip Length			
N	Neutral	S	Single	A	red and black cable	012	12cm	W	White 3M	C	COLORS	0500	5m		
		D	Double	B	SM-male wire	020	20cm	Y	Yellow 3M	S	Customized				
		X	Nothing	C	SM-female wire	050	50cm	R	Red tape						
				X	Nothing	100	100cm	X	Nothing						
						0	Nothing								
N		D		A		012		W		C		0500			

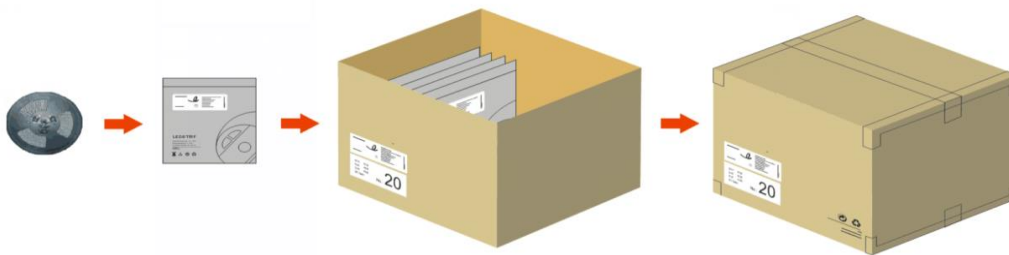
DF102408NO-9SWNDA012WC0500

▼ Packing

Colors brand package



General customized package



IP Process	Product size(mm)	Product quantity (m/reel)	Product quantity (m/case)	Product net weight(kg)	Net weight per box (kg)	Gross weight (kg)	Package size (mm)
NO	5000*8*1.6	5	300	0.12	7.2	8.28	410*410*260
NA	5000*8*1.6	5	300	0.13	7.8	8.97	410*410*260
ET	5000*10*4.8	5	200	0.4	16	18.4	410*410*260

Remark: data with 10% tolerance

▼ Precautions

- ※ Please drive the led strip with 24VDC isolated power, and the ripple of the constant voltage source should be less than 5%.
- ※ Please do not bend the strip into an arc with a diameter less than 60mm to ensure the longevity and reliability.
- ※ Do not fold it in case any damage of LED beads.
- ※ Do not pull the power wire hard to ensure the longevity. Any Crash may damage the LED light is prohibited.
- ※ Please make sure the wire is connected to the anode and cathode correctly. The power output should be consistent with the voltage of the strip to avoid damage.
- ※ LED lights should be stored in dry, sealed environment. Please only unpack it before usage. Ambient temperature: -25°C~40°C.Storage temperature: 0°C~60°C.Please use the strips without waterproof within indoor environment with humidity less than 70%.
- ※ Please be careful during operation. Do not touch the AC power supply in case of electric shock.
- ※ Please leave at least 20% power for the power supply during using to ensure there is enough power supply to drive the product.
- ※ Do not use any acid or alkaline adhesives to fix the product (e.g.: glass cement).