

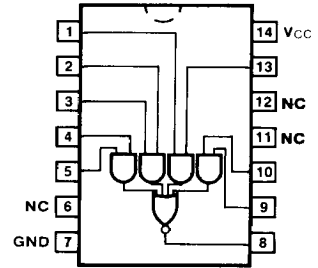
✓ 54/7454 011598
 ✓ 54H/74H54 011600
 ✓ 54LS/74LS54 011599

4-WIDE, 2-INPUT AND-OR-INVERT GATE

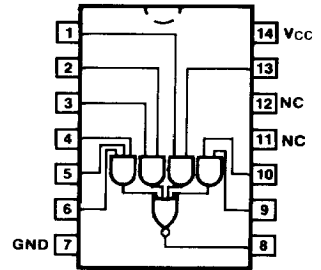
ORDERING CODE: See Section 9

PKGS	PIN OUT	COMMERCIAL GRADE	MILITARY GRADE	PKG TYPE
		V _{CC} = +5.0 V ±5%, T _A = 0°C to +70°C	V _{CC} = +5.0 V ±10%, T _A = -55°C to +125°C	
Plastic DIP (P)	A	7454PC		9A
	B	74H54PC		
	C	74LS54PC		
Ceramic DIP (D)	A	7454DC	5454DM	6A
	B	74H54DC	54H54DM	
	C	74LS54DC	54LS54DM	
Flatpak (F)	C	74LS54FC	54LS54FM	3I
	D	74H54FC	54H54FM	
	E	7454FC	5454FM	

CONNECTION DIAGRAMS
PINOUT A



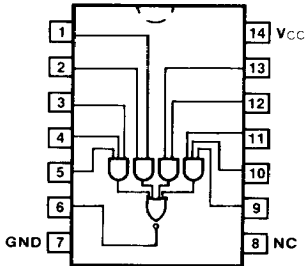
PINOUT B



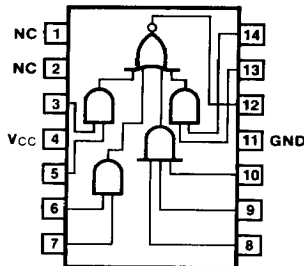
INPUT LOADING/FAN-OUT: See Section 3 for U.L. definitions

PINS	54/74 (U.L.) HIGH/LOW	54/74H (U.L.) HIGH/LOW	54/74LS (U.L.) HIGH/LOW
Inputs	1.0/1.0	1.25/1.25	0.5/0.25
Outputs	20/10	12.5/12.5	10/5.0 (2.5)

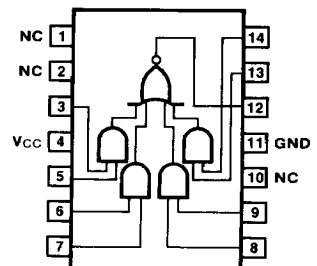
PINOUT C



PINOUT D



PINOUT E



DC AND AC CHARACTERISTICS: See Section 3*

SYMBOL	PARAMETER	54/74		54/74H		54/74LS		UNITS	CONDITIONS	
		Min	Max	Min	max	Min	Max			
ICCH ICCL	Power Supply Current	8.0		11		1.6		mA	V _{IN} = Gnd	V _{CC} = Max
		9.5		14		2.0			V _{IN} = Open	
tPLH tPHL	Propagation Delay	22		11		15		ns	Figs. 3-1, 3-4	
		15		11		15				

*DC limits apply over operating temperature range; AC limits apply at T_A = +25°C and V_{CC} = +5.0 V.